

Pukemiro Junction



T H E B U S H T R A M W A Y C L U B I N C .

GREETINGS

Page 1

Welcome to another newsletter with 2015 already half gone.

OPEN DAYS

May Open Day was a good day passenger-wise. The day was made better by the attendance of some Daimler cars and some vintage tractors on a tour of the region. Also some vintage cars.

June Open Day was also well attended with something special. More on this later.

Our EFTPOS machine is certainly proving it's worth.

Thank you to all those members that turn up and help.

Duct tape is like the force. It has a light side, a dark side, and it holds the universe together.

-Carl Zwanzig



Thanks to MOTAT for the loan of L 507

MOTAT's L 507 and our own Peckett at the junction, complete with drivers. Photo: Guy Coker

L 507 VISIT

As part of our 50th year, we have managed to get the loan of L 507 from the Museum of Transport and Technology (MOTAT) in Auckland. It will be with us until just after our August open day. L 507 is a 20 ton steam loco built in 1877 for the NZ railways. It worked on the building of the main trunk line with the Public Works Department, New Plymouth harbour board and finally at the Portland cement co at Portland.

While with us it will be crewed by MOTAT volunteers.

It spent our June open day double heading with our Peckett mostly on the bottom section of the line. It is certainly an added attraction to our railway. Why not come and see it in action.

FRIENDS & FAMILY PLAY DAY

We were somewhat disappointed with the number of members who turned up for this “Play Day”. (all the more reason to get a better turn out on the Members Play Day, Oct 24th –Ed.)

It was good to see some of the Battery electric loco crew at the Junction for this event. A pot luck dinner was held followed by an excellent showing of the late Keith Cullen’s slides. Most of these slides have never been shown before. Special thanks to Richard S. for organizing the show.

All in all a very good day. It was also used to familiarise the MOTAT crew on L 507 with our railway.

SAFETY REFRESHER COURSE

This will be held during our August working bee, 23rd August starting at 10.30am. All operating members must attend.

SUBSCRIPTIONS

Many thanks to our wayward members who have paid up.

Welcome to our new members, we hope you will get some enjoyment out of the Club and its activities. Please come along and help run our railway.

CHARTER TRIPS

Since the last newsletter we have run another charter trip. We have another 2 days of charters in the pipeline and enquiries for some more. Thanks to those who come out and



The Peckett and L 507 basked in rare winter sun on the Friends & Family Play Day. Photo: Guy Coker



A double header of steam approaching the Hangapi Rd crossing on the Friends & Family Play Day. Photo: Guy Coker



The hill swarmed with cameras when the F&F Play Day train reached the top of the line. Photo: Guy Coker



Days result: Two happy loco drivers. Photo: Guy Coker

assist with these trips.

Locos

Just before our June open day we received our CB loco back from MOTAT followed a few days later by the L.



The L, the Peckett and behind them the Cb, steaming up in the cool morning together. Photo: Elliot Baptist

For a while on Sunday 7th June we had three locos in steam. The first time in 30 years.

PECKETT 1630



Richard Ellis receiving the Peckett's restoration award at the FRONZ conference in Blenheim. Photo: David M./Richard E.

This Loco won the Federation of Rail Organisations of NZ (FRONZ) steam loco restoration award at this year's conference. We received a plaque to go on the loco, a framed certificate and a cheque for \$2000. Congratulations to all who helped with the long overhaul of this loco.

TR 217

Mike continues to battle with this loco. He has cleaned out the fuel system and found it full of muck. He managed to start it using the starter once or twice.

UPCOMING OPEN DAYS

Our next Open Days (with provisional 50th Anniversary events) will be on:

Sunday	2nd	August
Sunday	6th	September
Sunday	4th	October

We always need as many members as possible to come and help out on these days.

UPCOMING WORKING BEES

These are held on the Sunday of the 4th full week-end of the month and are very important in keeping our railway running. The next ones are:

Sunday	26th	July
Sunday	23rd	August
		Safety refresher course. All operating members must attend
Sunday	27th	September

Come on out and give us a hand



50th ANNIVERSARY EVENTS

Saturday	24th	October
		Current Club Members Fun Day
Sunday	25th	October
		Celebration Luncheon at Metcalfes Conference Centre. Book now!
Sunday	6th	December

100 years of the line with Mayoral visit and piper

Come and celebrate with us!

Rolling Stock

XP474

Derek and Gail continue to dismantle parts of this wagon. It is now outside but covered with a couple of tarps to keep the rain off the roof. The south side of this wagon has suffered badly from the weather over the last few years.



Some of the helpers on A1319 in front of their work. Photo: Richard Ellis

A1319

Richard Ellis has just gone back home to Oz after spending three weeks working on his carriage with the assistance of Russell, Dave, Bob B. and Mrs. B.

Richard attended the FRONZ conference in Blenheim while in NZ (see above image). Progress on this car has been rapid, the second side now has all new T&G on it plus the timber above the windows. The old floor was past it so it has been entirely removed and replaced. The number of members who have turned up to work on this job is amazing. The whole of the under frame was painted while the floor was out.

50th Anniversary

Bookings are now being taken for luncheon at "The Metcalfes" on Sunday 25th October. The cost is \$50 per person. Contact Teresa Bettison now at

tibett@xtra.co.nz

Notices

WHERE'D THE [BLANK] GO?

Many have lamented over the difficulty finding tools and equipment around the club. You can spend half your time on a job just trying to find the tools. I ask everyone to **please** remember to put tools back at the end of the day. It may be tempting to leave tools by the work in progress but it means everyone else has to scour the junction just to find anything. I feel it'd save a lot of time overall to keep things centralised. Thanks in advance,
-Elliot

BTC KEYRINGS



We now have some fabulous quality metal Peckett keyrings on offer at the station for only \$5. They would make a fine, practical gift... Mail order option available: 3 keyrings for \$20. Email secretary@bushtramwayclub.com

Hurry! While stocks last!

-Elliot

WOOD WORKSHOP SHELVING

If anyone has any spare shelving or other storage solution for the wood workshop we seem to need it, what with all the stuff currently stored on the floor and work benches. It would be great to make more efficient use of the space and get stuff out of the way.
-Elliot

GUARDS

Last newsletter we advertised for more train guards for our trains, we have had some response to this but could do with more. If interested contact Colin Jenner.
-CJ

if you would like to attend this function. She will provide you with payment details.

The full program remaining is as follows:

SATURDAY OCTOBER 24TH (LABOUR WEEKEND)

Current Club Members Fun Day at Pukemiro Junction. Our own 'Open Day' to have fun playing trains!

It is intended to unveil the Price E display stand at the entrance way to The Junction, our iconic symbol commemorating fifty years of creating a 'bush tramway vintage railway club'.

SUNDAY OCTOBER 25TH

Celebration Luncheon at Metcalfes Conference Centre ([website link](#)) at 292 Ginn Rd ([Google maps link](#)) just seven minutes from the Waikokowai Rd turn off. This outing consists of lunch, extensive gardens, outdoor games such as mini-putt, petanque, croquet, soccer, volleyball, giant Jenga, quoits and a swimming pool (although it might be a bit on the cold side). This venue also offers paid optional activities such as archery and clay pigeon shooting. We meet at Metcalfes at 11 a.m. and have the venue until 4p.m.

Cost is \$50 per head, school children under 12 charged by age. There will be strictly limited places available and we are expecting attendees to be life or current members. **Please indicate your interest as soon as possible!** Contact Teresa Bettison as described above.

DECEMBER 6TH

The Mayor (Allan Sanson) is to close our anniversary year. This date is also the closest to the actual operation of the first coal train run on The Glen Afton Branch line, one hundred years ago in 1915! There will hopefully be a piper to pipe out the first passenger train this day. We intend to have people come in period costume dressed as coal-miners, bush-men and railway personnel. As many of our members as possible are invited to participate. We will be inviting other dignitaries in December to round off our year's activities and look forward to another 50 years of Bush Tramway Club involvement.

Projects

WATER TOWER

Now that the carriage shelter job is finished, Bruce is now working on a replacement water tower to go on the foundations where the original NZR tower was. He is presently prefabricating the timber frame at home. It is planned to have the tower erected in

TRADING NAME CHANGE

As mentioned last newsletter, the committee is looking to change the trading name of the club to better get across what we are. So far there have been no submissions on the matter so shortly the committee will agree on a short list of names to put to a club wide vote.

If you would like to post a notice here, for example asking for helpers to paint a loco or any spare corrugated iron for shed repairs send it through to:

secretary@bushtramwayclub.com



Bruce's work on the timber for the new water tower is progressing splendidly. A useful part of history rebuilt. Photo: Bruce McLuckie



The big (little) pour as Lindsey put it, made far easier by some help from the CW crew CJ brought along. Photo: Lindsey McLeod

the summer after the old pines have been removed.

SMALL LOCO SHELTER

This shelter is located behind the wood workshop. The concrete floor was poured on a recent Saturday. 5.5 m³ of concrete arrived by truck and had to be wheel barrowed approx. 30 metres through the workshop to where it was needed. This was done by a community work team complete with their own barrows. Alun and the battery loco team were on the job to rake out the concrete and then floating it off. In the end a job well done. Next part of this project is to connect the track to the rest of the railway.

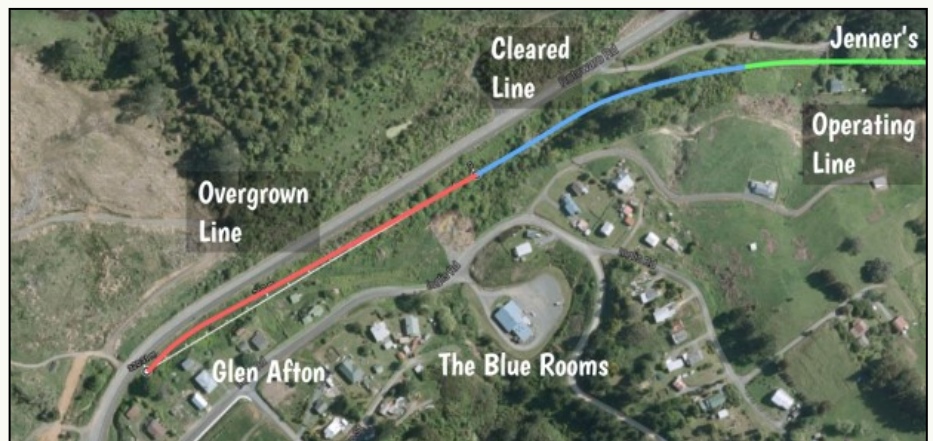


The finished pour, cemented forever more. Photo: Lindsey McLeod

TRACKWORK

A couple more visits by our community work crews has seen more sleepers replaced. We are presently replacing the odd sleeper on our presently operating main line.

At Glen Afton Dave continues to battle his way through the scrub gradually cleaning this section of our line. The weather lately has been against any further work being done in this area. Ian has spent part of a day cutting out and replacing fish plate bolts.



A little map I made of the state of the Glenn Afton end of the line. David's nearly cleared up to the Blue rooms by my reckoning. Only 300m of line left to clear. Map: Google

The Rest

GINGER CRUNCH RECIPE

By request, here is the recipe used to make the ginger crunch from the slide evening, as modified from the Edmonds Cook Book. Hopefully you won't cringe at the amount of sugar and butter I put in it!

Base:

- 125g Butter
- 125g Sugar
- 200g Flour
- 1 tsp Ground ginger
- 1 tsp Baking powder

Cream butter and sugar, add sifted dry ingredients. Knead well and press into a baking paper lined shallow tin. Bake for 18 minutes at 190°C.



There's some rail somewhere in there... This is what the line to Glenn Afton is like. David's done wonders so far though. Photo: Elliot Baptist


Topping:

- 4 tbs Butter
- 8 tbs Icing Sugar
- 4 tsb Golden syrup
- 2 tsp Ground ginger
- 1 tsp Flour

Put into a saucepan, heat until melted then pour over cooked base while hot. Cut into squares before it gets cold.

The Gallery

First up we have some black and white shots around the station during the May Open Day, depicting sights familiar to any regular visitor. Images courtesy of Guy Coker



Below and left we have images of Guy's backside while the Peckett goes backwards, 401 through cutting, and the L. Photos: Elliot Baptist




Above, left and below you can see the transformation of A1319's floor from rotten wreckage, to Russel exposing the Jarrah wood joists and the new plywood floor. Photos: Richard E. & Elliot B.



Thanks to MOTAT for the loan of L 507



Thanks to MOTAT for the loan of L 507



IMAGES :

Thanks to Guy Coker, Richard Ellis, Lindsey McLeod and Bruce McLuckie for their contribution of images to this newsletter. Please send any potential newsletter images to: secretary@bushtramwayclub.com